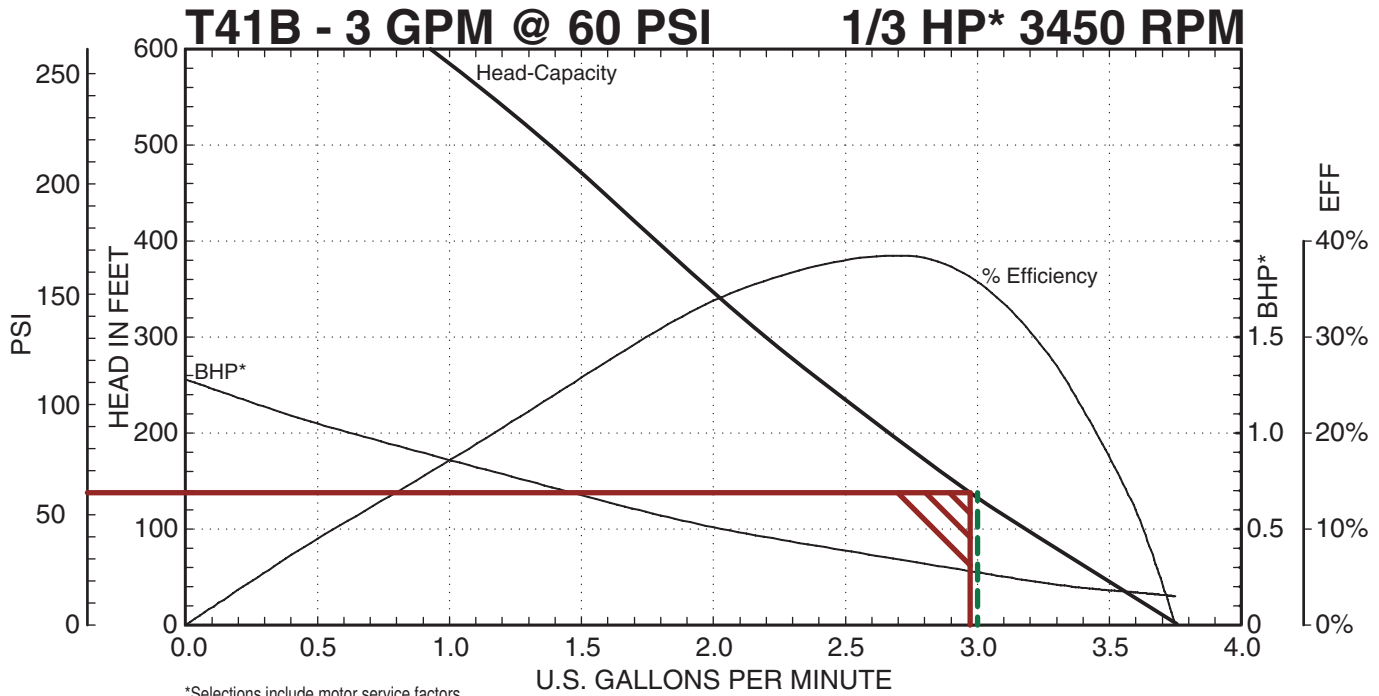
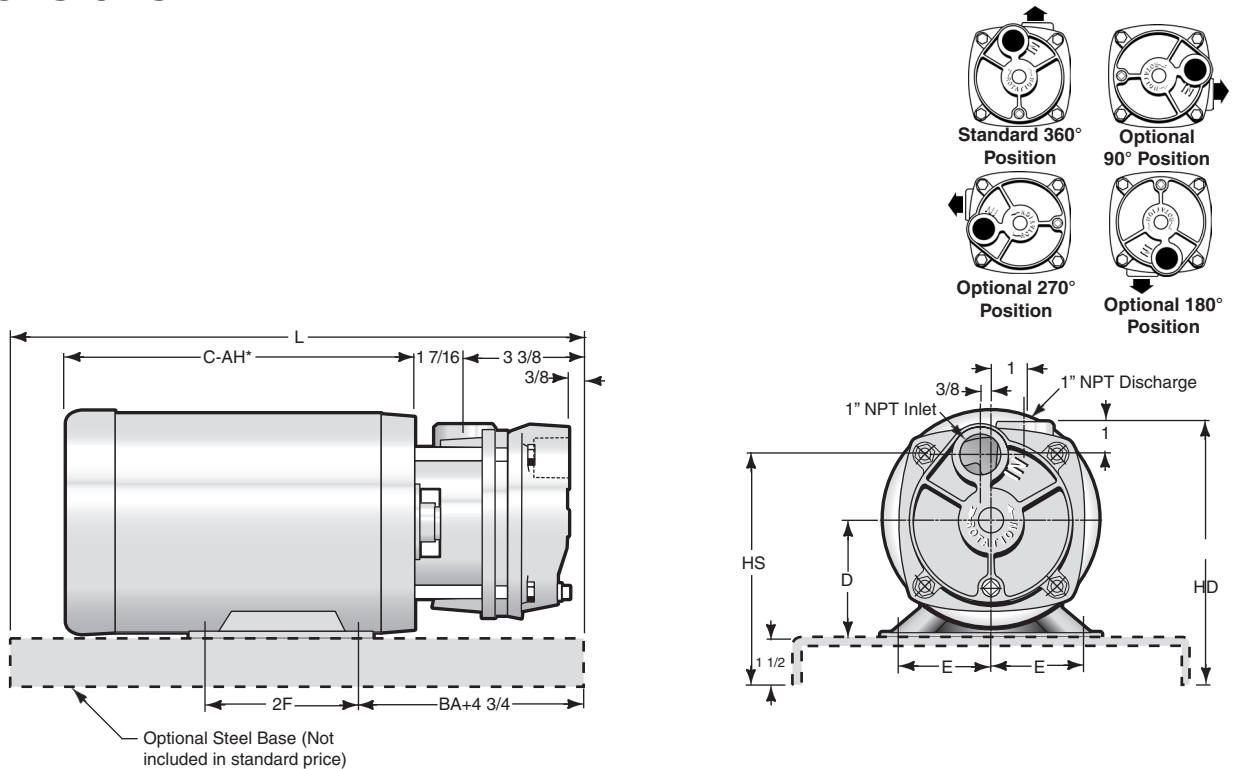


T41B Jockey Pump Submittal Sheet

Performance Curve



Dimensions



1/3 Horsepower Motor Dimensions

FRAME	D	BA+4 3/4	2F	E	H	HS	HD	L
56 C	3 1/2	7 3/8	3	2 7/16	5/16 - 18	7	8	18

NOTES

All dimensions in inches. May vary \pm 1/4 inches.
 Not for construction purposes unless certified.
 *See motor dimensions for "C-AH" dimension
 (Varies depending on motor enclosure).

© Copyright 2019 MTH Tool Company, Inc.



401 West Main Street • Plano, IL 60545-1436
 Phone: 630-552-4115 • Fax: 630-552-3688
 Email: SALES@MTHPUMPS.COM
<http://WWW.MTHPUMPS.COM>

Dated February 2019

Horizontal Close Coupled Design Specifications

The contractor shall furnish (and install as shown on the plans) an MTH T41 Series horizontal close coupled regenerative turbine type pump model T41B size 1" by 1" of bronze fitted construction. Each pump shall have a capacity of ____GPM when operating at a total PSI of _____. Suction pressure will be ____feet with a liquid temperature of ____°F.

The pump is to be furnished with a mechanical seal with stainless steel metal parts, Buna elastomers, ceramic seat and carbon washer. A stainless steel shaft or a shaft sleeve shall be furnished in pumps up to three horsepower and a 316 stainless steel shaft in pumps five horsepower and larger.

The pump casing shall be vertically split two piece, end suction and top discharge with water passageways accurately machined into each piece. The impeller shall be hydraulically self centering and no external adjustment shall be necessary.

The pump shall be close coupled to a standard NEMA "C" face 1/3 HP ____phase ____Hertz ____voltage ____RPM horizontal open drip proof motor. The motor shall be sized to prevent overloading at the highest head condition listed in the specifications.

1-Phase Bills of Materials

Item ID: 8C-T410BBFSCXSAXX-CF31AD		
Item Description: T410B BF T21 Cer C/C 1/3 HP 1/60/115/208-230V 3450 RPM ODP Motor		
Item Number	Description	Qty Needed
12-1068-01-457	Type 21 Rotating Element .875" Buna Seal	1
1-2213-0B-543	T41 B Motor Bracket, Teflon Coated	1
2-2203-0B-543	T41 B Cover, Teflon Coated	1
17-1390-01-181	Sleeve, Shaft, Brass	1
15-1168-01-104	Setscrew, 18-8 SS	2
125-1282-01-592	Seal Seat, 0.875 Ceramic, O-Ring Style	1
22-4265-01-101	Plug, 1/8 SAE	1
135-1179-01-457	O Ring, -218 Buna Included w/ Seat	1
7-3970-01-457	O Ring, -.902 Buna (Drain Plug)	1
7-2479-01-457	O Ring, -.159 Buna	1
DLC-1242-03-ODP	Motor, 56C-Face, DLT Electric, 1/3 Hp, 1 Phase, 2 Poles, ODP CC	1
19-1997-01-080	Machine Bolt, 3/8-16 + 4"L	4
23-1487-01-080	Key, Sleeve	1
11-2223-0B-206	Impeller, T41B Bronze	1
23-1022-01-104	Drive Key, 316SS	1
14-1049-01-080	Drive Collar	1

1-Phase Motor Nameplate

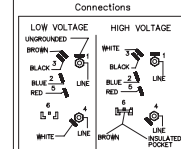
DLT Electric, LLC
 202 West Main Street • Plano, IL 60545

HP 1/3	SF 1.75	PH 1
HZ 60	RPM 3450	INS B
VAC 115/208-230	FR 56	MAX AMB 40C
FLA 5.7/2.8-2.9	ENC ODP	KVA CODE P
SFA 7.5/3.7-3.8	DUTY CONT	


SN: C09-UL-0
 PN: DLC-1242-03-ODP-G

HP 1/3	SF 1.0	PH 1
HZ 50	RPM 2850	MAX AMB 40C
VAC 100-110/200-220-230-240	DUTY CONT	
FLA 6.1-6.4/3.0-3.2-3.4-3.9		

Connections



WARNING
 ALWAYS DISCONNECT MOTOR FROM POWER BEFORE SERVICING
 THERMALLY PROTECTED AUTOMATIC RESET
 Klixon MEJ-36-AEN
 MOTOR WILL RESTART WITHOUT WARNING AFTER PROTECTOR TRIPS. DO NOT INSTALL THIS MOTOR ON EQUIPMENT WHERE AUTOMATIC START UP COULD RESULT IN INJURY.
GROUNDING
 FATAL ELECTRICAL SHOCK MAY RESULT IF MOTOR FRAME AND ADJACENT METAL IS NOT GROUNDED IN COMPLIANCE WITH ELECTRICAL CODE.
 NOTE: NUT REQUIRED WITH CONDUIT FITTING



3-Phase Bills of Materials

Item ID: 8C-T410BBFSCXSAXX-CF59ED		
Item Description: T410B BF T21 Cer C/C 1/2 HP 3/60/208-230/460V 3450 RPM ODP motor		
Item Number	Description	Qty Needed
12-1068-01-457	Type 21 Rotating Element .875" Buna Seal	1
1-2213-0B-543	T41 B Motor Bracket, Teflon Coated	1
2-2203-0B-543	T41 B Cover, Teflon Coated	1
17-1390-01-181	Sleeve, Shaft, Brass	1
15-1168-01-104	Setscrew, 18-8 SS	2
125-1282-01-592	Seal Seat, 0.875 Ceramic, O-Ring Style	1
22-4265-01-101	Plug, 1/8 SAE	1
135-1179-01-457	O Ring, -218 Buna Included w/ Seat	1
7-3970-01-457	O Ring, -.902 Buna (Drain Plug)	1
7-2479-01-457	O Ring, -.159 Buna	1
FRC-1250-05-ODP	1/2 HP 3/60/230/460V 3450 RPM ODP Bluffton [3/50/190/380--2880]	1
19-1997-01-080	Machine Bolt, 3/8-16 + 4"L	4
23-1487-01-080	Key, Sleeve	1
11-2223-0B-206	Impeller, T41B Bronze	1
23-1022-01-104	Drive Key, 316SS	1
14-1049-01-080	Drive Collar	1

3-Phase Motor Nameplate

BLUFFTON MOTOR WORKS

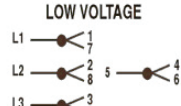
410 E. Spring St.
Bluffton, Indiana 46714

Blank

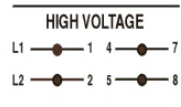
MOD 1303007150
REF 125005ODP

60 HZ	50 HZ	FR 56C	PH 3
HP 12	12	MB 40	INS B
RPM 3450	2850	ENC D P	
V 208-230/460	190-220/380-440	TIME RATE CONT	
FLA 1.8-1.8/9	2.6-2.8/1.3-1.4	NS CODE L	
SF 16	1.0	DATE CODE	
SFA 2.6-2.6/1.3	Blank		


LOW VOLTAGE



HIGH VOLTAGE



WARNING - Always disconnect motor from power supply before servicing.
MOTOR CONTAINS NO THERMAL PROTECTOR - Separate over current protection must be provided to prevent burnout and possible fire hazard from overload or stalled motor.
GROUNDING - Fatal electrical shock may result if motor frame and adjacent metal are not grounded in compliance with electrical code.





MTH PUMPS

401 West Main Street • Plano, IL 60545-1436
 Phone: 630-552-4115 • Fax: 630-552-3688
 Email: SALES@MTHPUMPS.COM
 http://WWW.MTHPUMPS.COM